

GRABBER

X³ CONQUER
YOUR TERRAIN

ANYWHERE
IS POSSIBLE

GRABBER X³



General Tire's new mud terrain tyre delivers outstanding off-road performance, coupled with good street manners. The Grabber X³ offers aggressive styling and is engineered for durability, with innovative tread features.



GENERAL TIRE


SINCE 1915.
GENERAL TIRE. A BRAND OF CONTINENTAL.

WWW.GENERALTIRE.EU



GRABBER X³ CONQUER YOUR TERRAIN

WELCOME TO THE EXTREME



EXTREME performance in MUD with engineered tread features

Enjoy extreme off-road maneuvers with aggressive and open pattern design that achieve high traction levels in mud, dirt, sand and gravel. Evacuation channels ensure quick and efficient self-cleaning action.



EXTREME performance in DIRT with superior grip

Experience superior loose surface grip with block chamfers & traction notches that provide additional biting edges and open the pattern. Stone bumpers that protect the groove bottom and minimize stone drilling improve tread life.



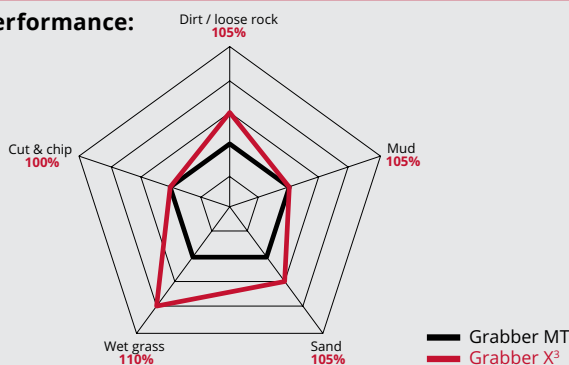
EXTREME performance on ROCK with breakthrough cut resistance

Conquer with confidence: multi-angle gripping edges arranged for grip in every direction and large sidewall lugs and deflection ribs that protect the tyre body. Master extreme off-roading with excellent grip and strong sidewall protection.

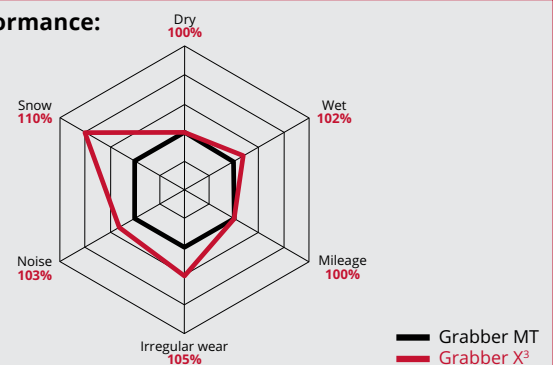


Three-ply construction on all sizes provides race-proven durability and puncture resistance. Robust compound gives excellent cut and chip resistance. Ultra high-strength steel belts ensure even footprint for confident stability.

Off-Road Performance:



On-Road Performance:



Rim diameter	Size ¹⁾	Load / Speed index / Extra Load / Load Range	Sidewall	Permitted rim widths (in inch)	Tyre dimensions		Rolling circumference (mm) + 1.5% - 2.5%
					Max. standard value in operation width (mm)	outer diameter (mm)	
15"	LT215/75 R 15	106/103Q LRD	BSW	5.5 - 7.0	t.b.d. ³⁾	715	t.b.d. ³⁾
	LT235/75 R 15	110/107Q LRD	BSW	6.0 - 7.0	249	747	2253
	30 X 9.50 R 15LT	104Q LRC	BSW	6.5 - 8.5	260	765	2308
	31 X 10.50 R 15LT	109Q LRC	BSW	7.0 - 9.0	289	797	2386
	33 X 12.50 R 15LT	108Q LRC	BSW	8.5 - 11.0	t.b.d. ³⁾	844	t.b.d. ³⁾
	35 X 12.50 R 15LT	113Q LRC	BSW	8.5 - 11-0	t.b.d. ³⁾	897	t.b.d. ³⁾
16"	LT235/85 R 16	120/116Q LRE	BSW	6.0 - 7.5	249	822	2478
	205 R 16C	110/108Q LRD	BSW	5.5 - 6.5	216	750	2230
	LT225/75 R 16	115/112Q LRE	BSW	6.0 - 7.0	236	758	2254
	LT245/75 R 16	120/116Q LRE	BSW	6.5 - 8.0	263	788	2345
	LT265/75 R 16	119/116Q LRD	BSW	7.0 - 8.0	283	820	2472
	LT285/75 R 16	116/113Q LRC	BSW	7.5 - 9.0	303	852	2527
	LT265/70 R 16	121/118Q LRE	BSW	7.0 - 8.5	283	792	2357
17"	LT245/70 R 17	119/116Q LRE	BSW	6.5 - 8.0	t.b.d. ³⁾	790	t.b.d. ³⁾
	LT265/70 R 17	121/118Q LRE	BSW	7.0 - 8.5	288	818	2470
	LT285/70 R 17	121/118Q LRE	BSW	7.5 - 9.0	t.b.d. ³⁾	848	t.b.d. ³⁾
	33 X 12.50 R 17LT	114Q LRD	BSW	8.5 - 11-0	t.b.d. ³⁾	842	t.b.d. ³⁾
	37 X 12.50 R 17LT	116Q LRC	BSW	8.5 - 11-0	t.b.d. ³⁾	947	t.b.d. ³⁾
19"	255/55 R 19 ²⁾	111Q XL	BSW	7.0 - 9.0	276	775	2327

¹⁾ all sizes with rim protection (FR), ²⁾ 2 ply construction, ³⁾ to be defined